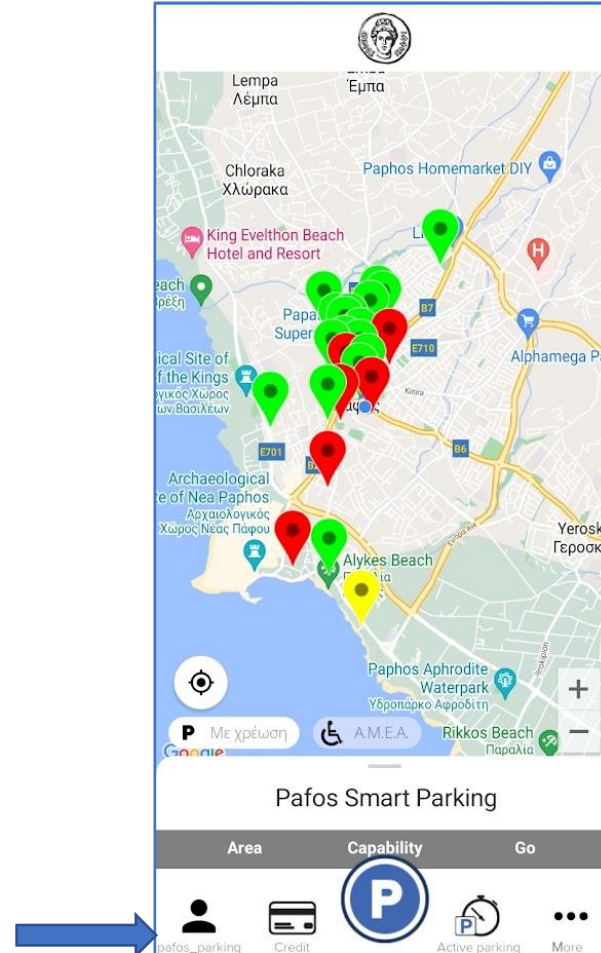


## STEP 1: ENTER THE APPLICATION

Once you have parked, open the Pafos Smart Parking app.

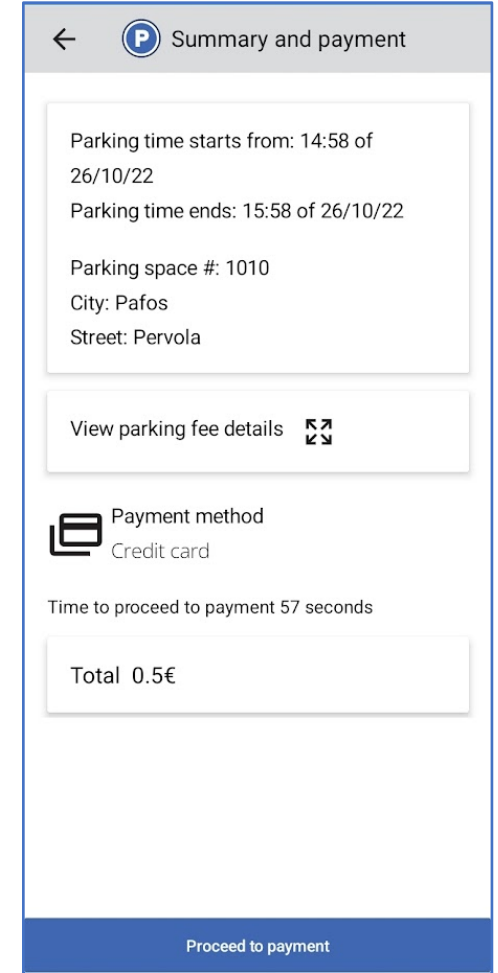
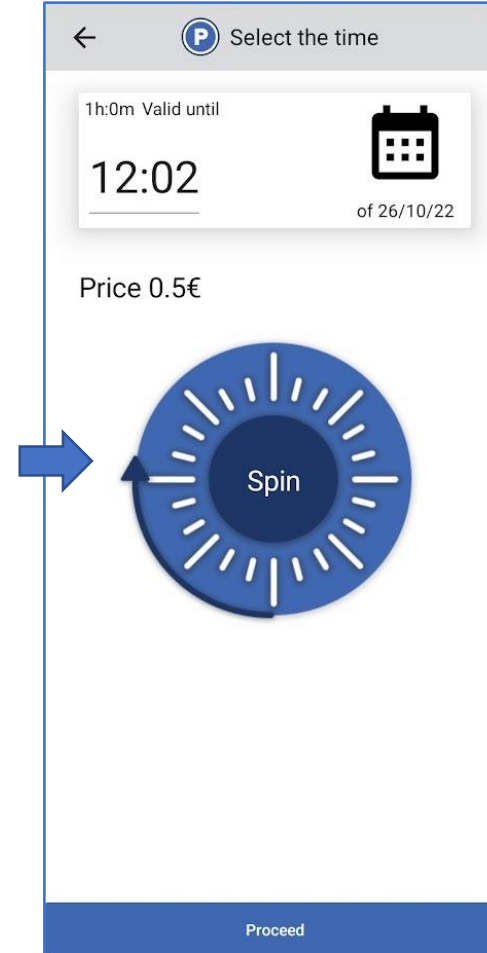
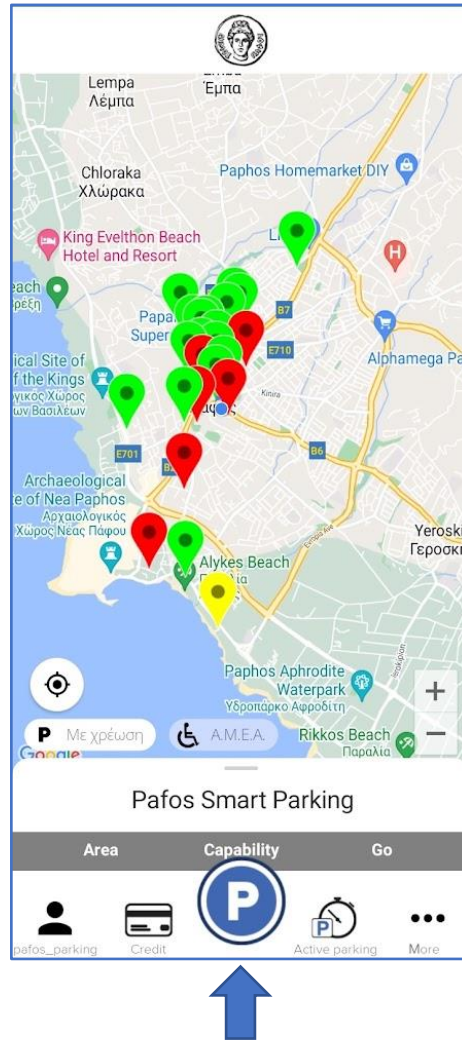
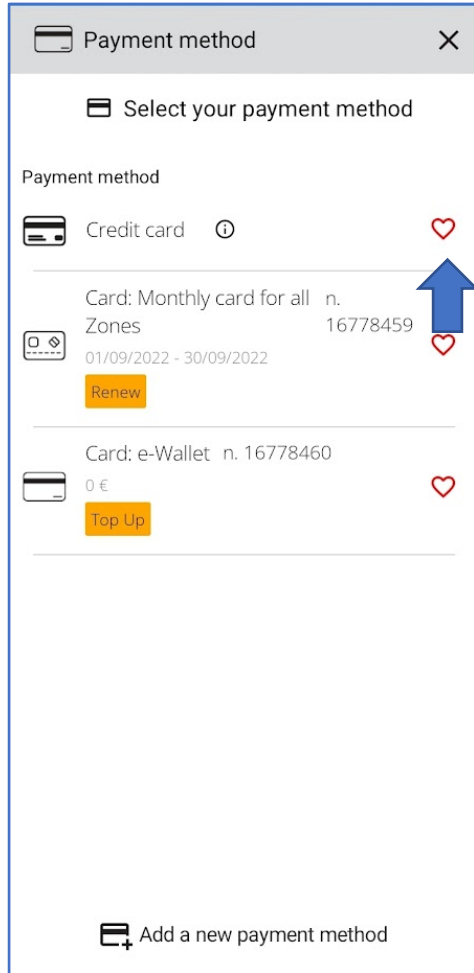
Make sure you are signed in to the app. In the bottom left of the first screen you should see the username you entered.



## STEP 2: INITIATE PAYMENT



Make sure you select from “Credit Card” options the first option “Credit Card”. Click on the button **P** to start the payment. Enter the 4-digit number of the parking space. Email is complete. Press Proceed. You choose the time you wish to park. Press proceed. The app provides you with Payment Summary.



## STEP 3: PAYMENT WITH CREDIT CARD

Click "**Proceed to payment**". To complete the payment process, enter your Credit Card details. In the email you have registered, you will receive a notification with the details of the payment you have made.



Summary and payment

Parking time starts from: 14:58 of 26/10/22  
Parking time ends: 15:58 of 26/10/22

Parking space #: 1010  
City: Pafos  
Street: Pervola

View parking fee details

Payment method  
Credit card

Time to proceed to payment 57 seconds

Total 0.5€

Proceed to payment

Πληρωμή

JCC gateway

If the transaction is approved, a purchase for 2.50 EUR will appear in your bank statement under the name PAFOS SMART PARKING.

VISA Mastercard maestro

Card Number

Expiry Date (Month / Year)  
Month Year

CVV2/CSC

CANCEL SUBMIT

VISA ID Check JCC PAYMENT SYSTEMS

Eιδοποίηση Πάφος Smart Parking / Pafos Smart Parking Notification

smartparking@pafos.org.cy 13:00 to me

Municipality of Pafos,

Dear user,

This is your transaction unique ID 9107.  
Fee Paid 0.50€ for the spot 1762.  
Expired at: 13:59 26/10/2022  
Payment Issued: 13:00 26/10/2022.

Note:  
All taxes included.  
Your mail address is not stored after the email sent.

Pafos VAT - 90000441L

Δήμος Πάφου

Αγαπητέ χρήστη,

Ο αριθμός της συναλλαγής σας είναι : 9107.  
Πληρώσατε το ποσό 0.50€ για το σημείο 1762.  
Η στάθμευση λήγει: 13:59 26/10/2022  
Η συναλλαγή πραγματοποιήθηκε στις: 13:00 26/10/2022.

Σημείωση:  
Περιλαμβάνονται όλοι οι φόροι.  
Η διεύθυνση email σας δεν αποθηκεύεται μετά την αποστολή του email.

Αρ. Μητρ. Φ.Π.Α.: 90000441L

## STEP 4: EXTENSION OF PARKING TIME

At the bottom of the application, under "Active" you can manage your active payments. Click on the "Extend" button and select the additional time you want to park. Follow the steps in the previous two steps to complete your parking time extension.

Please note that extending parking time is available as an option before the end of the current parking period.

