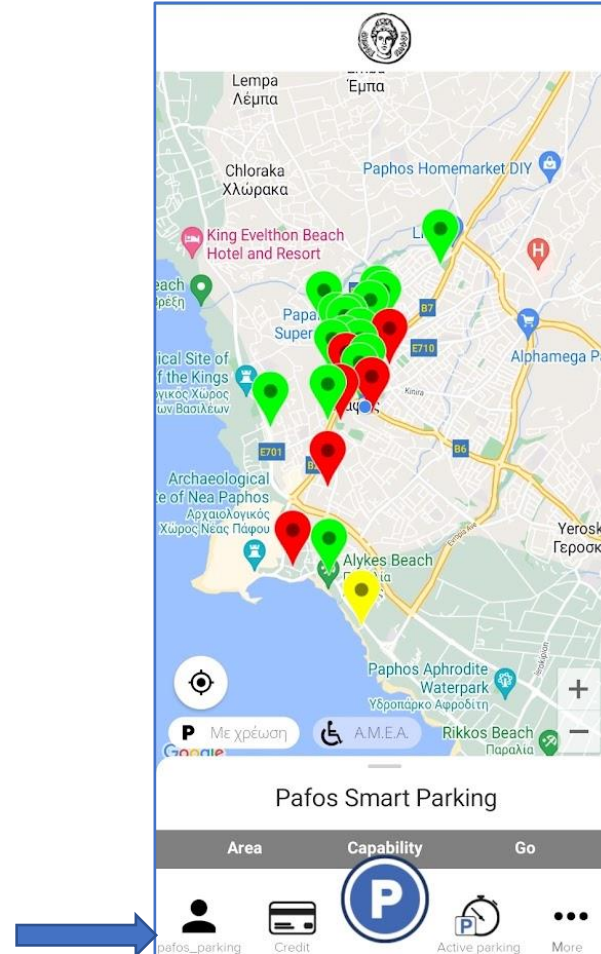


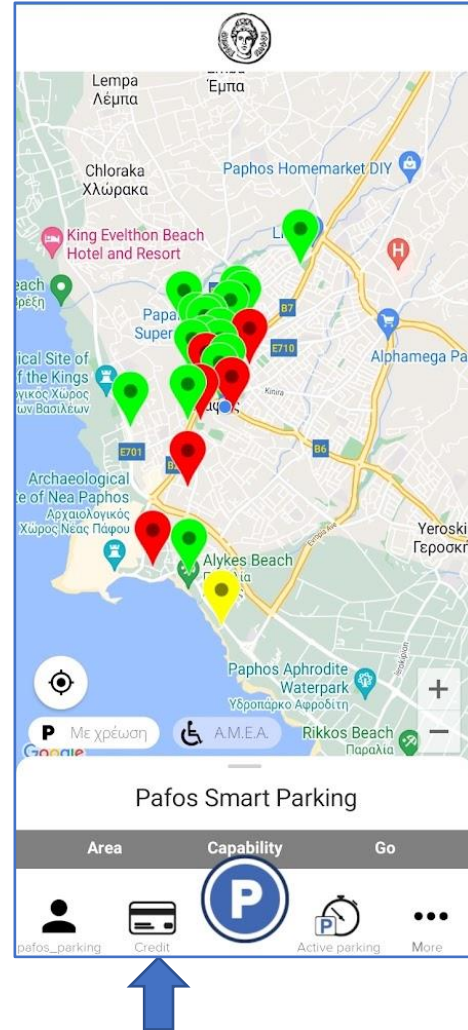
STEP 1: LOGIN TO THE APPLICATION

You must be logged in to the app (with username and password).



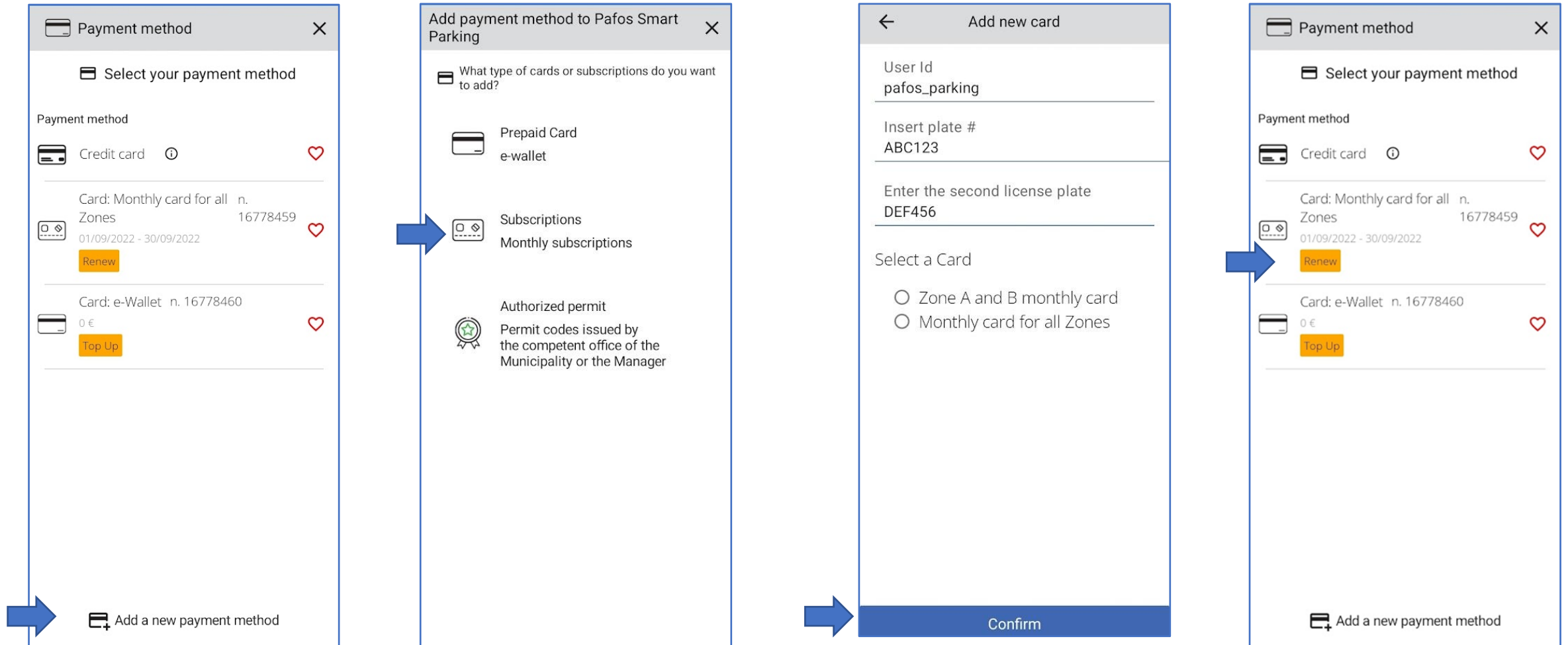
STEP 2: CARD

Select the option “Credit Card”



STEP 3: ADD NEW MONTHLY CARD

Add a new payment method. Select Subscriptions / Monthly Subscriptions. The first time you enter the User Id, registration number and the type of card (for all Zones - cost €50 or for Zones A and B cost €25). By pressing "Confirm" your monthly card has been added to the "Payment method" option.



STEP 4: RENEW MONTHLY CARD

Go to your “Payment methods” inside the option “Credit” and proceed with the renewal of your monthly card for the respective month.



← Renew subscription

User Id
pafos_parking

Manager: Pafos Municipality
VAT registration: 90000441L
Subscription Type: Zone A and B monthly card

October 2022

November 2022

December 2022

January 2023

Cancel

Proceed to payment



← Renew subscription

User Id
pafos_parking

Manager: Pafos Municipality
VAT registration: 90000441L
Subscription Type: Zone A and B monthly card
Validity: 01/09/22 -30/09/22
Renewal Right: 31/12/2050

Confirmation email
r.abdelkater@pafos.org.cy

Renewal for the month of October 2022

Total: 25€

Proceed to payment

Πληρωμή

JCC gateway

If the transaction is approved, a purchase for 50.00 EUR will appear in your bank statement under the name PAFOS SMART PARKING.

VISA

Card Number

Expiry Date (Month / Year)
Month Year

CVV2/CSC
 ?

CANCEL SUBMIT

VISA