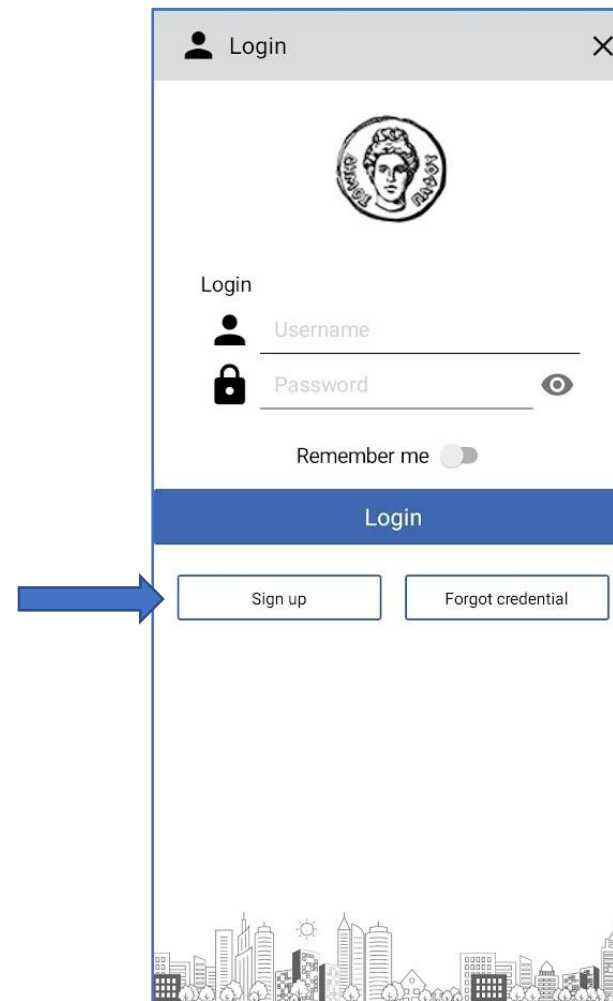
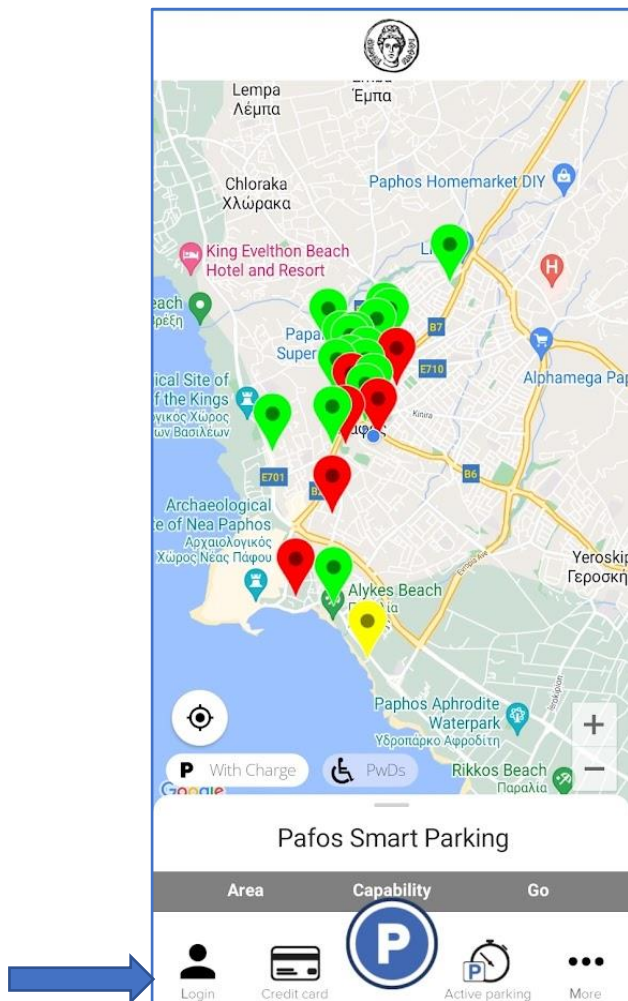




STEP 1: ENTER THE APPLICATION

Press the Login Icon at the bottom left of your screen . On the next screen press Sing up.



STEP 2: USER DATA

Fill up your Data on the registration form and accept terms and conditions by presing the slide button.

Please note that password must be at least 6 characters including at least 1 uppercase letter, 1 lowercase letter, 1 number and 1 special character such as ! or @ or \$ etc.



Registration



 smartparking@pafos.org.cy

 pafos_parking




 Confirm Password

I agree to the terms and conditions

Sign up

I agree to the terms and conditions

 MENU

Smart Parking terms of use

Effective as of 2022-06-01

1 Applicability

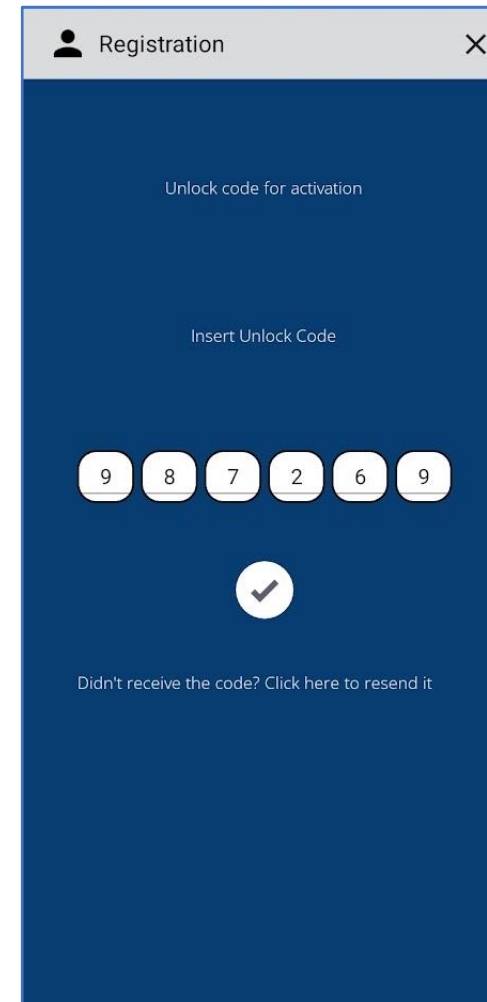
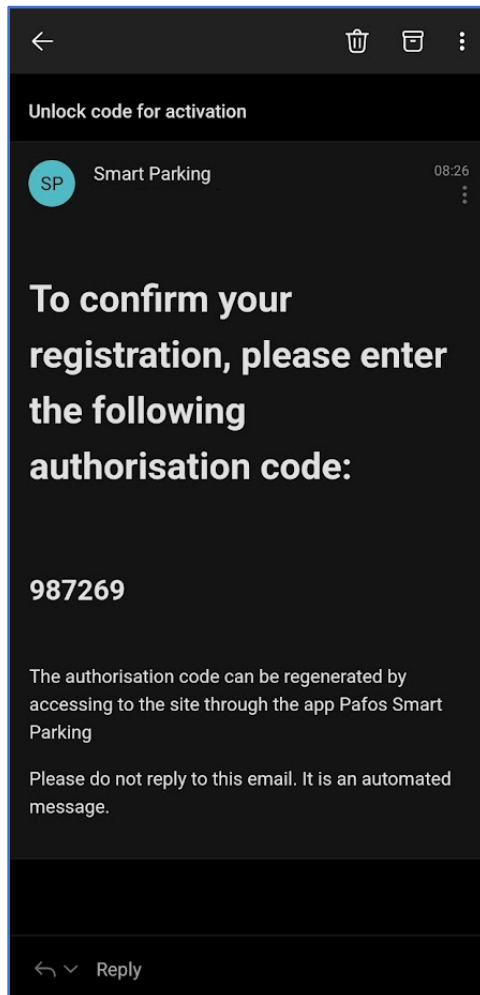
Pafos Smart Parking application (the Application) is owned and operated by the Municipality of Pafos, based on 28th of October Square, Pafos, 8047, Cyprus (the Municipality or we).

The general terms and conditions are addressed to every natural person who intends to use the Application. The Application's utility facilitates car parking in certain car parks in the Pafos Municipality.

I accept the terms

STEP 3: ACTIVATE YOUR ACCOUNT

To complete and activate your account an email will be send to you containing your activation code.
To activate your account, type the six-digit number you have received in your email and press ✓





STEP 4: ACCOUNT WAS CREATED SUCCESSFULLY

When the activation is completed, you will receive a message that your account was created successfully. You will then see your User Name under the user Icon at the bottom left of your screen.

